

Hatfield Elementary School Soaring Above and Beyond



Field Day 2006

HATFIELD Elementary School

FIELD DAY 2006

Dear Parents, Guardians, Teachers and Students:

Field Day is always an exciting day! Field Day is a day of fun, teamwork, sportsmanship and physical activity, for all children. I would like to invite all of you to join in the fun and the excitement of the day. There is a schedule of events on the back of this paper and there will be a map of event locations the day of the event. Please read the guidelines below to assist in preparation for a spectacular day.

Student Information:

1. Wear your team color and dress appropriately for the weather!
2. Apply sunscreen before coming to school.
3. Wear sneakers (Please do not wear cleats)
4. Bring a plastic water bottle with your name on it.
5. Be prepared to support your team and all the other teams with good sportsmanship, encouragement and cheering!
6. Have FUN!

Schedule of Events

Opening Ceremonies (on the Kindergarten playground)- 9:20am

AM and PM Kindergarten will be conducting Events separately during class time.

Olympic Athlete Oath

"We swear that we will take part in these Olympic Games in the true spirit of sportsmanship, and that we will respect and abide by the rules that govern them, for the glory of sport and the honor of our country."

	<u>Event 1</u>	<u>Event 2</u>	<u>Event 3</u>	<u>Event 4</u>	<u>Event 5</u>	<u>Event 6</u>	<u>Event 7</u>	<u>Event 8</u>	<u>Event 9</u>	<u>Event 10</u>	<u>Event 11</u>
<u>Start Time</u>	9:40	10:10	10:40	11:10	11:40	12:10	12:40	1:10	1:40	2:10	2:40
<u>End Time</u>	10:10	10:40	11:10	11:40	12:10	12:40	1:10	1:40	2:10	2:40	3:10
	<u>Station</u>	<u>Station</u>	<u>Station</u>	<u>Station</u>	<u>Station</u>	<u>Station</u>	<u>Station</u>	<u>Station</u>	<u>Station</u>	<u>Station</u>	<u>Station</u>
Grade 1	1	2	9	11:10-11:25 Break 11:25-11:55 Lunch 11:55-12:10 Break	3	7	5	6	8	4	
Grade 2	2	4	1	9	11:40-11:55 Break 11:55-12:25 Lunch 12:25-12:40 Break	3	7	8	6	5	
Grade 3	4	9	10:40-10:55 Break 10:55-11:25 Lunch 11:25-11:40 Break	3	7	6	8	5	2	1	
Grade 4	9	5	2	Break	Lunch	8	1	3	4	7	6
Grade 5	5	6	4	Lunch	Break	9	8	2	1	3	7
Grade 6	6	7	5	4	2	Lunch	Break	9	3	1	8
KDG	7	1	9	2	Break	Lunch	9	1	7	4	2

Station #1 Chicken Run



Station #7 Memory



Sidewalk

Station #8—Teacher Event
Sling



Station #2 The Egyptian Pyramids



Station #6 - Needle in a Haystack



Station # 9 (In Gym)
Obstacle Course

Station # 10
Bathroom/Clean Up/
Break /Lunch

Jungle Gym

Station #3
Washing
Machine



Jungle Gym



Swing set

Jungle
Gym

Station #4
Basketball Court
Hot Spots



Station # 5
Rescue Rangers



Opening Ceremonies
9:15 to 9:40

Jungle Gym

Kindergarten Olympic Day
Events



Parking Lot

Hatfield Elementary
School
Olympic Day 2006



Hatfield Elementary School Olympic Day 2006 Opening Ceremonies

Teams Line Up (band Olympic Fanfare)

6th Grade Flag Raising Ceremony

Pledge of Allegiance followed by Star Spangled
Banner

Pledge of Respect

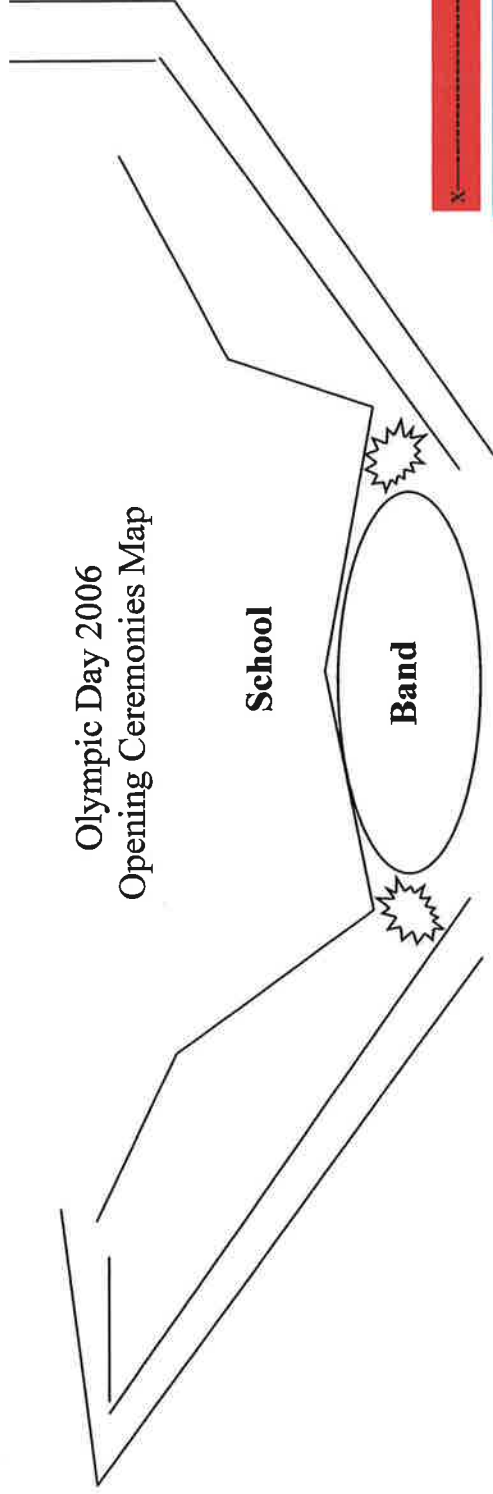
Olympic Oath

Song: *Go For the Gold*

Go to your station to begin the games 😊



Olympic Day 2006 Opening Ceremonies Map



Fishman 109	
Esser 108	X
McCullough - 110	X
Moretski 208	X
Heyl 209	X
Dallas 210	X

X	Landolt 104
X	Martin 106
X	Milano-119
X	Mercer 221
X	Stepter 117
X	Poore 219
X	Morris -118
X	Pronczak 218

X	Kuhn -215
X	Dischell -216
X	Landy -214
X	Scullin -207
X	Yetter -204
X	Prajzer -206

Event 1 – Chicken Run

Students will be running two at a time. Please have the order you want your class to shoot in.

- | | |
|-----------|-----------|
| 1. _____ | 14. _____ |
| 2. _____ | 15. _____ |
| 3. _____ | 16. _____ |
| 4. _____ | 17. _____ |
| 5. _____ | 18. _____ |
| 6. _____ | 19. _____ |
| 7. _____ | 20. _____ |
| 8. _____ | 21. _____ |
| 9. _____ | 22. _____ |
| 10. _____ | 23. _____ |
| 11. _____ | 24. _____ |
| 12. _____ | 25. _____ |
| 13. _____ | 26. _____ |

Event 2 – The Egyptian Pyramids

Students will be going out in groups of 4.

- | | |
|----------|----------|
| 1. _____ | 3. _____ |
| 2. _____ | 4. _____ |
| | |
| 1. _____ | 3. _____ |
| 2. _____ | 4. _____ |
| | |
| 1. _____ | 3. _____ |
| 2. _____ | 4. _____ |
| | |
| 1. _____ | 3. _____ |
| 2. _____ | 4. _____ |

1. _____

2. _____

1. _____

2. _____

3. _____

4. _____

3. _____

4. _____

Event 3 – Washing Machine

Students will need to line up in a single file line between the buckets

1. _____

2. _____

3. _____

4. _____

5. _____

6. _____

7. _____

8. _____

9. _____

10. _____

11. _____

12. _____

13. _____

14. _____

15. _____

16. _____

17. _____

18. _____

19. _____

20. _____

21. _____

22. _____

23. _____

24. _____

25. _____

26. _____

Event 4 – Hot Spots

Students will be shooting one line at a time. There will be one line for girls and one for boys

1. _____

2. _____

3. _____

4. _____

5. _____

6. _____

7. _____

1. _____

2. _____

3. _____

4. _____

5. _____

6. _____

7. _____

8. _____
9. _____
10. _____
11. _____
12. _____
13. _____

8. _____
9. _____
10. _____
11. _____
12. _____
13. _____

Event 5 – Hot Spots

Students will be in four teams please divide your teams into four groups

Team 1

1. _____
2. _____
5. _____
7. _____

3. _____
4. _____
6. _____
8. _____

Team 2

1. _____
2. _____
5. _____
7. _____

3. _____
4. _____
6. _____
8. _____

Team 3

1. _____
2. _____
5. _____
7. _____

3. _____
4. _____
6. _____
8. _____

Team 4

1. _____
2. _____
5. _____
7. _____

3. _____
4. _____
6. _____
8. _____

Event 6 – Needle in a Haystack

Students will be going two at a time.

1. _____
2. _____

1. _____
2. _____

3. _____
4. _____
5. _____
6. _____
7. _____
8. _____
9. _____
10. _____
11. _____
12. _____
13. _____

3. _____
4. _____
5. _____
6. _____
7. _____
8. _____
9. _____
10. _____
11. _____
12. _____
13. _____

Event 7 – Memory

Students will be going in Pairs

1. _____
2. _____
3. _____
4. _____
5. _____
6. _____
7. _____
8. _____
9. _____
10. _____
11. _____
12. _____
13. _____

1. _____
2. _____
3. _____
4. _____
5. _____
6. _____
7. _____
8. _____
9. _____
10. _____
11. _____
12. _____
13. _____

Event 8 – Sling It

Students will be shooting 5 at a time. Please have the order you want your class to shoot in. Also select 1 retriever per round. There are 5 rounds.

Round 1

1. _____
2. _____

4. _____
5. _____

3. _____

6. _____

Round 2

1. _____

4. _____

2. _____

5. _____

3. _____

6. _____

Round 3

1. _____

4. _____

2. _____

5. _____

3. _____

6. _____

Round 4

1. _____

4. _____

2. _____

5. _____

3. _____

6. _____

Round 5

1. _____

4. _____

2. _____

5. _____

3. _____

6. _____

Event 9 – Obstacle Course

Please have the order you want your class to start in.

1. _____

14. _____

2. _____

15. _____

3. _____

16. _____

4. _____

17. _____

5. _____

18. _____

6. _____

19. _____

7. _____

20. _____

8. _____

21. _____

9. _____

22. _____

10. _____

23. _____

11. _____

24. _____

12. _____

25. _____

13. _____

26. _____

Kindergarten Schedule

Time	Location	Event	Event Note
9:15 - 9:40	Kindergarten Playground	Opening Ceremonies	Please refer to opening ceremonies map
9:40-10:10	Right Side of walker path in back	7 - Memory	Students work in pairs
10:10-10:40	Back Right Field	1 -Chicken Run	Groups of 2
10:40-11:10	Gym	9 - Obstacle Course	1 at a time with 1 st grade
11:10-11:40	Baseball Field by the Playground	2 - Egyptian Pyramids	Groups of 4
11:40-12:10		Break	
12:10-12:40		Lunch	
12:40-1:10	Gym	9 - Obstacle Course	1 at a time
1:10-1:40	Back Right Field	1 -Chicken Run	Groups of 2
1:40-2:10	Right Side of walker path in back	7 - Memory	Students work in pairs
2:10-2:40	Recess Basketball Court	4 - Hot Spots	Class is divided into boys and girls and each go one at a time
2:40-3:10	Baseball Field by the Playground	2 - Egyptian Pyramids	Groups of 4
3:10	Homeroom	Popsicles	

First Grade Schedule

Time	Location	Event	Event Note
9:15 - 9:40	Kindergarten Playground	Opening Ceremonies	Please refer to opening ceremonies map
9:40-10:10	Back Right Field	1 -Chicken Run	Groups of 2
10:10-10:40	Baseball Field by the Playground	2 - Egyptian Pyramids	Groups of 4
10:40-11:10	Gym	9 - Obstacle Course	1 at a time
11:10-11:40	Classroom and Cafe	11:10-11:25 Break 11:25-11:55 Lunch	Don't forget to get your Cafeteria Best Paper before you leave
11:40-12:10		11:55-12:10 Break	
12:10-12:40	Side parking area	3 - Washing Machine	Students stand in straight line work together in pairs
12:40-1:10	Right Side of walker path in back	7 - Memory	Students work in pairs
1:10-1:40	Recess Playground	5 - Rescue Rangers	Students are divided into 4 groups all working at the same time
1:40-2:10	Field By Recess Doors	6 - Needle in a Haystack	Students will be going two at a time
2:10-2:40	Left side of walkers pathway	8 - Sling It Teacher Event	Groups of 4
2:40-3:10	Recess Basketball Court	4 - Hot Spots	Class is divided into boys and girls and each go one at a time
3:10	Homeroom	Popsicles	

Second Grade Schedule

Time	Location	Event	Event Note
9:15 - 9:40	Kindergarten Playground	Opening Ceremonies	
9:40-10:10	Baseball Field by the Playground	2 - Egyptian Pyramids	Groups of 4
10:10-10:40	Recess Basketball Court	4 - Hot Spots	Class is divided into boys and girls and each go one at a time
10:40-11:10	Back Right Field	1 -Chicken Run	Groups of 2
11:10-11:40	Gym	9 - Obstacle Course	1 at a time
11:40-12:10		11:40-11:55 Break	
12:10-12:40		11:55-12:25 Lunch 12:25-12:40 Break	
12:40-1:10	Side parking area	3 - Washing Machine	Students stand in straight line work together in pairs
1:10-1:40	Right Side of walker path in back	7 - Memory	Students work in pairs
1:40-2:10	Left side of walkers pathway	8 - Sling It Teacher Event	Groups of 4
2:10-2:40	Field By Recess Doors	6 - Needle in a Haystack	Students will be going two at a time
2:40-3:10	Recess Playground	5 - Rescue Rangers	Students are divided into 4 groups all working at the same time
3:10	Homeroom	Popsicles	

Third Grade Schedule

Time	Location	Event	Event Note
9:15 - 9:40	Kindergarten Playground		
9:40-10:10	Recess Basketball Court	4 - Hot Spots	Class is divided into boys and girls and each go one at a time
10:10-10:40	Gym	9 - Obstacle Course	1 at a time
10:40-11:10		10:40-10:55 Break	
11:10-11:40		10:55-11:25 Lunch	
		11:25-11:40 Break	
11:40-12:10	Side parking area	3 - Washing Machine	Students stand in straight line work together in pairs
12:10-12:40	Right Side of walker path in back	7 - Memory	Students work in pairs
12:40-1:10	Field By Recess Doors	6 - Needle in a Haystack	Students will be going two at a time
1:10-1:40	Left side of walkers pathway	8 - Sling It Teacher Event	Groups of 4
1:40-2:10	Recess Playground	5 - Rescue Rangers	Students are divided into 4 groups all working at the same time
2:10-2:40	Baseball Field by the Playground	2 - Egyptian Pyramids	Groups of 4
2:40-3:10	Back Right Field	1 -Chicken Run	Groups of 2
3:10	Homeroom	Popsicles	

Fourth Grade Schedule

Time	Location	Event	Event Note
9:15 - 9:40	Kindergarten Playground	Opening Ceremonies	Please refer to opening ceremonies map
9:40-10:10	Gym	9 - Obstacle Course	1 at a time
10:10-10:40	Recess Playground	5 - Rescue Rangers	Students are divided into 4 groups all working at the same time
10:40-11:10	Baseball Field by the Playground	2 - Egyptian Pyramids	Groups of 4
11:10-11:40		Break	
11:40-12:10		Lunch	
12:10-12:40	Left side of walkers pathway	8 - Sling It Teacher Event	Groups of 4
12:40-1:10	Back Right Field	1 -Chicken Run	Groups of 2
1:10-1:40	Left side of walkers pathway	8 - Sling It Teacher Event	Groups of 4
1:40-2:10	Side parking area	3 - Washing Machine	Students stand in straight line work together in pairs
2:10-2:40	Right Side of walker path in back	7 - Memory	Students work in pairs
2:40-3:10	Field By Recess Doors	6 - Needle in a Haystack	Students will be going two at a time
3:10	Homeroom	Popsicles	

Fifth Grade Schedule

Time	Location	Event	Event Note
9:15 - 9:40	Kindergarten Playground	Opening Ceremonies	Please refer to opening ceremonies map
9:40-10:10	Recess Playground	5 - Rescue Rangers	Students are divided into 4 groups all working at the same time
10:10-10:40	Field By Recess Doors	6 - Needle in a Haystack	Students will be going two at a time
10:40-11:10	Recess Basketball Court	4 - Hot Spots	Class is divided into boys and girls and each go one at a time
11:10-12:10		Lunch	
11:40-12:10		Break	
12:10-12:40	Gym	9 - Obstacle Course	1 at a time
12:40-1:10	Left side of walkers pathway	8 - Sling It Teacher Event	Groups of 4
1:10-1:40	Baseball Field by the Playground	2 - Egyptian Pyramids	Groups of 4
1:40-2:10	Back Right Field	1 -Chicken Run	Groups of 2
2:10-2:40	Side parking area	3 - Washing Machine	Students stand in straight line work together in pairs
2:40-3:10	Right Side of walker path in back	7 - Memory	Students work in pairs
3:10	Homeroom	Popsicles	

Sixth Grade Schedule

Time	Location	Event	Event Note
9:15 - 9:40	Kindergarten Playground	Opening Ceremonies	Please refer to opening ceremonies map
9:40-10:10	Field By Recess Doors	6 - Needle in a Haystack	Students will be going two at a time
10:10-10:40	Right Side of walker path in back	7 - Memory	Students work in pairs
10:40-11:10	Recess Playground	5 - Rescue Rangers	Students are divided into 4 groups all working at the same time
11:10-11:40	Recess Basketball Court	4 - Hot Spots	Class is divided into boys and girls and each go one at a time
11:40-12:10	Gym	9 - Obstacle Course	1 at a time
12:10-12:40		Lunch	
12:40-1:10		Break	
1:10-1:40	Side parking area	3 - Washing Machine	Students stand in straight line work together in pairs
1:40-2:10	Baseball Field by the Playground	2 - Egyptian Pyramids	Groups of 4
2:10-2:40	Back Right Field	1 -Chicken Run	Groups of 2
2:40-3:10	Left side of walkers pathway	8 - Sling It Teacher Event	Groups of 4
3:10	Homeroom	Popsicles	

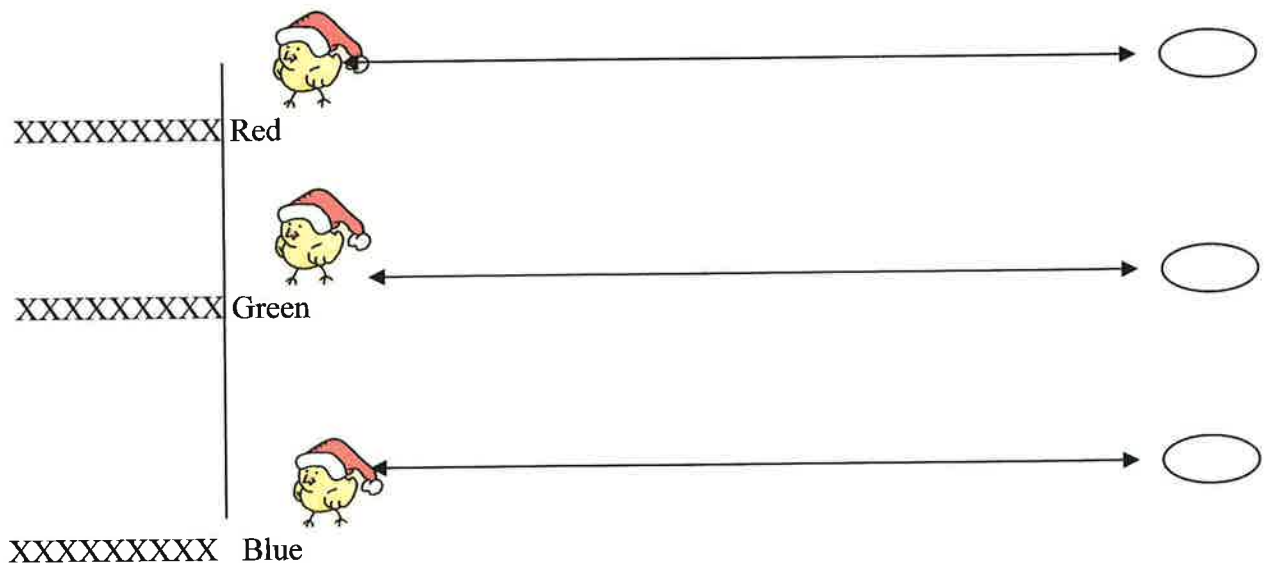
Event #1 - CHICKEN RUN

Equipment (per team):

1 Rubber Chicken, 2 large "chopsticks", 1 plate, 50 Clothespins (or anything to keep score), 1 bucket.

Event Description

Each team lines up behind the line set for their color. On the signal 'GO', the first person takes the chopsticks, runs across to the frying pan, and must use the chopsticks to pick up the rubber chicken, and pick up a clothes pin with their hand. They must carry the rubber chicken, using only the chopsticks, across the field and place it on their plate, and drop the clothes pin in the bucket. This will count as one plate of chicken served. They must then run back to their line and pass the chopsticks to the next person, who will bring the rubber chicken back to the frying pan. The race will continue for 6 minutes, and the team total is the total number of clothes pins that they collect.



Event #2 - The Egyptian Pyramids

Equipment: 250 shoe boxes, one tray with four rope handles (1 per team)

Event Objective

Students will compete 4 at a time trying to build a pyramid of shoe boxes

Event Description:

Student will each hold a rope attached to the tray. They will run to the shoe box pile and take one shoe box off and place it on their tray. Afterwards they will run it back and place it on their pyramid.

If a shoebox falls off they must pick it up and place it back on the tray before they continue.

Event #3 - Washing Machine

Equipment: Large Towels(a lot of towels), Buckets, Water, Scoring
Bucket

Event Description:

Fill the buckets with water. Place towels into the water buckets. Students stand in a line and take a wet towel out of the bucket and pass the wet towel down the line to the end. The last two students wring out the towel into the bucket. After they wring the towel out they bring it back to the bucket and go to the end of the line.

Event #4 - Hot Spots

Materials:

basketballs (1 per team)

playground balls (1 per team)

gator skin balls (1 per team)

50 poly spots

1 small basketball hoop

Containers for the balls - Boxes

Procedures:

1. The student picks up the ball and goes out and chooses any poly spot they want to shoot from.
2. They take one shot. If they make it, THEY PICK UP THE SPOT and take it back to place in their team bucket. If they don't make it nothing happens.
3. Participants take turns and continue to shoot until all the spots are gone.

Scoring

Points are awarded for the total number of poly spots the team accumulated.

Modifications

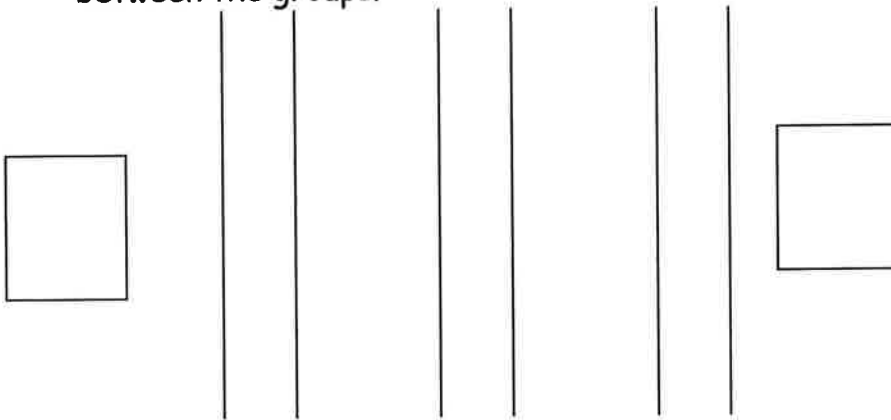
- Please adjust spots to the grade level. First graders will need spots close to the basket and sixth graders need the challenge of a few half court and 3 pt. shots.
- Students in grades 1 - 3 have the option to shoot at either the regulation size basket or the small basket.

Event #5 - Rescue Rangers

Equipment: Stuffed Animals with Collars on, 4 PVC Pipes per team, 4 field hockey sticks per team, 4 tarps, 1 bin per team

Event Set Up:

- Place the filed hockey sticks inside the PVC Pipe so it is a long version of the field hockey stick, tape my be needed to hold the stick into place.
- Divide the playing field into four sections with about a 5-10 foot space between the groups.



Event Description:

1. Have students divide into 4 groups.
2. Each group gets 1 Shepard's crook, all students must hold the crook.
3. The first group must use their crook to get the collared animal out of the pit and pass it across the river to the next group
4. Have students pass from one to the next until they get to the safe zone where they must take the animal off the crook.
5. After students pass an animal the student in the front must go to the end of the line and all other students move up one space.
6. Students are not allowed to step in the restricted zones if they do they must start over.
7. If an animal is dropped they must return it to the pit.

REMEMBER THESE ARE WILD ANIMAL AND YOU MAY NOT TOUCH THEM WITH YOUR HANDS!!!!

Event #6 - Needle in a Haystack

Materials (Per team)

- Small Children's Swimming Pool
- 2 1 dozen egg containers
- Shredded Paper

Objective: to work as a team to recover all the missing eggs

The chicken lost all her eggs in the nest your job will be to recover all the missing eggs and place them into the egg carton.

Directions

- Students will form a large line from the starting point to the pool. One at a time they will search for an egg.
- When they find an egg they must toss it to the next person in line and then run to the end of the line.
- After the next person in line gets the egg they must toss it to the next and so on and so forth, after they toss it they can search for the egg.
- When they get to the end of the line they take their egg and put it into the egg crate, then go to the end of the line.

Event # 7 - Memory

Equipment: 70 Pizza Boxes, 35 of the same picture

Event Description:

Have students assigned into pairs. At the start two students from each team go into the play area and each open one pizza box. If the pictures match they can take them back with them if they do not match they must close the box and go to the end of the line.

Event #8 - Sling It (Teacher Event)

Materials Needed:

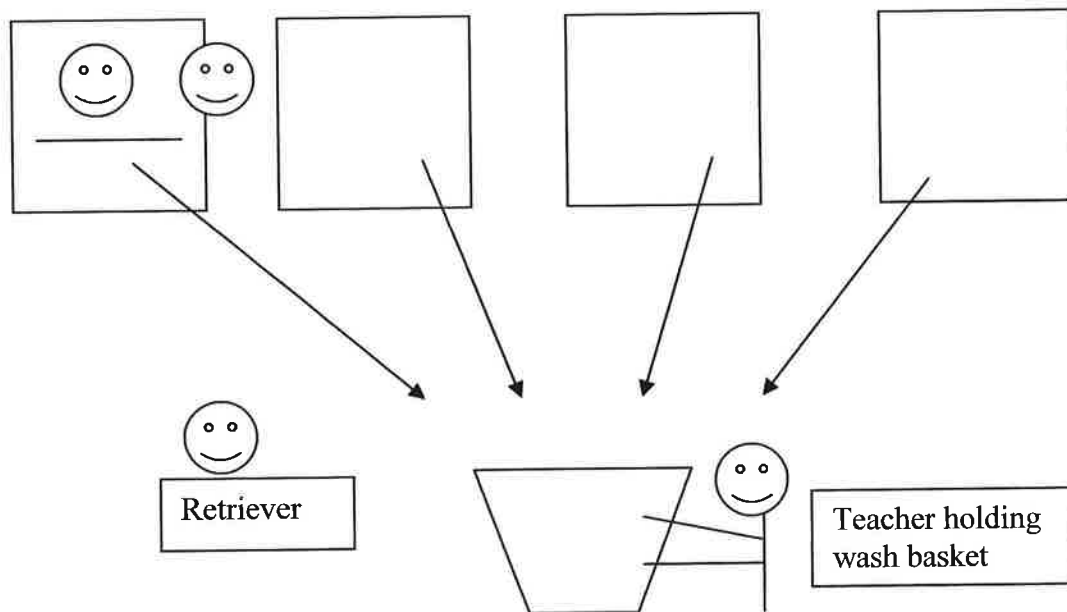
1. Sling shots (5 per team) 20 total
2. Socks
3. Wash Baskets (4)
4. Carpet Squares or towels to sit on (20)

Timed Event: 2 minute rounds

Participation:

1. Students participate 5 at a time. (5 rounds for classes of 24)
2. All 5 participants can fling alone or use 2 holders.
3. The classroom teacher or parent or student in the older grades can hold the laundry basket. They may move around in attempts to catch as many fling it's as possible.
4. **One** retriever per team per round. This person runs around in the team area and picks up missed socks to bring back to the shooters.
5. Students continually shoot for **2 minutes**. Count the number of socks in the basket after each round. Tally the total number for team points.

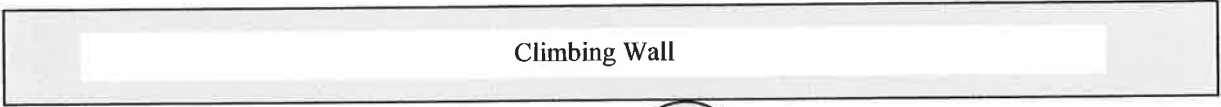
Scoring: Total number of accumulated socks in the basket.



Event #9 - Obstacle Course


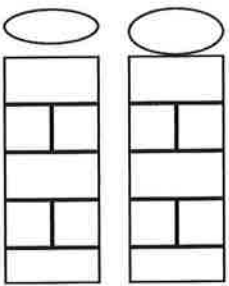
Students will compete in the obstacle course. The map is attached, Students will start at the Climbing wall and from there go to the Tunnels where they will army crawl through 3 sets of tunnels.

After the tunnels are the carpet pull they will use the ropes to pull hand over hand to the end. Then they will return the carpet squares to the bucket run over the hurdles do a 6 cup stack, go through the bowling pin alley if any are knocked they need to pick them up before they continue. Finally, they will get a scooter go down to the end take a popsicle stick and put it in their bucket and wait in line for another turn



1

7



Bowling Pin Alley



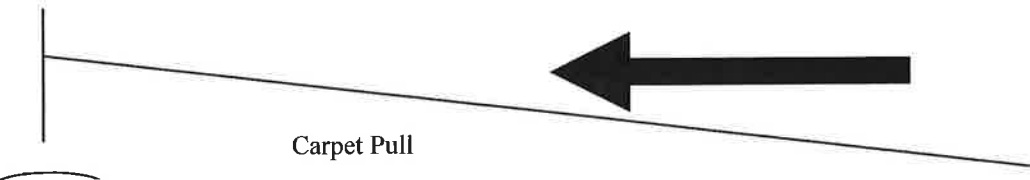
Cup Stacking

5


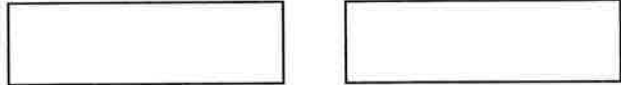


3

Carpet Pull

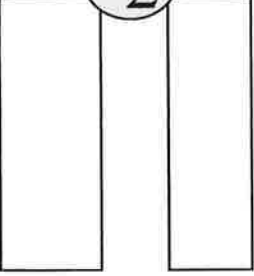
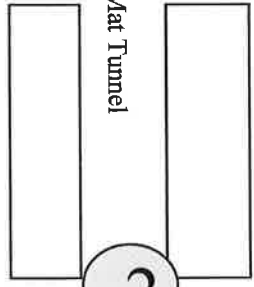
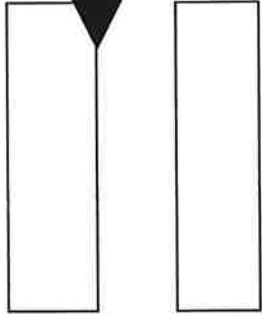


4



Mat Tunnel

2



Event #10 - Break Station/Cafeteria Best

**Take your class back to
your classroom to
prepare for lunch.
During Lunch tables will
be rewarded for their
behavior.**

Cafeteria Best

Grade: 1 2 3 4 5 6

Homeroom Teacher: _____

Team Color

Red

Green

Blue

<u>Item</u>	<u>Points</u>
Behavior	20 - 10 - 5 - 0
Politeness	20 - 10 - 5 - 0
Helpfulness	20 - 10 - 5 - 0
Appropriate Noise Level	20 - 10 - 5 - 0
Cleanliness	20 - 10 - 5 - 0
Cooperation with Teammates	20 - 10 - 5 - 0
Cooperation with Other Teams	20 - 10 - 5 - 0

Total Points:

Please return to the classroom teacher and then the teacher submits it to the scorekeeper after lunch.